




































# Scoreboard SER 2016 Division I

final standings



RANK	TEAM	SCORE	ALPHABET	BASESUMS	BUGGY	ENCLOSURE	ILLUMINATE	INTENTS	ISLANDS	PAINT	PERIODIC	WATER	ZIGZAG
1	<b>UCF Badlands</b> University of Central Florida	9 764	1/17	1	2/38	13	1/137	1/84	1/27	4/75	1/31	1/77	3/158
2	<b>UCF Glacier</b> University of Central Florida	8 817	1/7	0	4/137	1	4/246	0	1/26	1/37	1/16	1/160	1/68
3	<b>UCF Pinnacle</b> University of Central Florida	8 1004	1/14	0	3/237	0	1/293	0	1/38	1/135	1/26	1/171	1/50
4	<b>UCF Acadia</b> University of Central Florida	8 1048	1/33	0	2/194	0	1/289	0	1/25	1/60	1/12	3/256	1/119
5	<b>Engineers</b> Georgia Institute of Technology	8 1072	1/32	0	2/216	0	1/208	1	2/87	2/122	1/26	1/248	1/73
6	<b>Yellow Jackets</b> Georgia Institute of Technology	7 494	1/11	0	1/121	0	0	0	2/33	1/82	1/31	1/150	1/46
7	<b>You have been eaten by a Grue</b> University of Florida	7 605	1/8	0	1/169	0	0	0	1/29	2/87	1/24	2/126	1/122
8	<b>FITtonia gigantea</b> Florida Institute of Technology	7 713	1/13	2	3/211	0	1	0	1/50	1/73	1/40	1/247	1/39
9	<b>UCF Zion</b> University of Central Florida	7 717	1/21	0	0	0	1/232	0	2/78	2/166	1/62	1/109	1/9
10	<b>FIU Gold</b> Florida International University	6 661	1/30	2	0	0	0	0	2/46	1/128	1/21	3/281	1/95
11	<b>{"Bourne": "again"}</b> Auburn University	5 424	1/13	0	0	0	2	2	1/44	1/164	1/64	0	1/139
12	<b>UCF Dev-2</b> University of Central Florida	5 611	1/20	0	0	0	0	0	1/29	5/257	2/62	1	1/143
13	<b>Buzz</b> Georgia Institute of Technology	5 699	1/85	0	0	0	0	0	1/109	4/254	1/60	2	3/91
14	<b>Clemson 1</b> Clemson University	5 974	4/186	0	0	0	0	0	1/83	7/254	1/91	0	2/160
15	<b>UCF Dev-1</b> University of Central Florida	4 217	1/49	0	1	0	0	0	1/45	6	1/27	0	1/96
16	<b>Swarm</b> Georgia Institute of Technology	4 220	1/39	0	0	0	0	0	1/34	4	1/24	1	2/103
17	<b>Vespula</b> Georgia Institute of Technology	4 317	1/76	2	0	12	0	0	1/95	0	2/50	0	3/36
18	<b>It is dark</b> University of Florida	4 402	2/41	5	0	0	0	0	1/78	0	2/113	0	1/130
19	<b>U r likely 2b eaten by a Grue</b> University of Florida	4 428	1/14	0	0	0	0	0	1/49	0	1/23	0	4/282
20	<b>UCF Dev-3</b> University of Central Florida	4 492	2/24	0	1	0	0	0	1/78	0	1/57	0	4/253

RANK	TEAM	SCORE	ALPHABET 	BASESUMS 	BUGGY 	ENCLOSURE 	ILLUMINATE 	INTENTS 	ISLANDS 	PAINT 	PERIODIC 	WATER 	ZIGZAG 
21	 Team 1 University of Alabama (at Tuscaloosa)	4 596	2/142	1	0	0	0	0	1/38	5	6/155	1	2/121
22	 Gold Georgia Institute of Technology	4 602	3/147	0	0	0	0	0	1/159	0	1/20	3	4/176
23	 Gamecock-A University of South Carolina	4 670	1/10	0	0	0	0	0	2/151	1	1/118	1	5/291
24	 FITtonia albivenis Florida Institute of Technology	4 743	1/203	0	0	0	0	0	1/22	1	3/156	0	3/282
25	 FIU Blue Florida International University	4 791	1/173	2	0	0	0	0	1/266	0	1/226	0	2/106
26	 FIU Team3 Florida International University	4 1004	1/282	0	0	0	0	0	2/120	0	5/243	0	2/239
27	 Rambling Wreck Georgia Institute of Technology	3 289	2/132	0	0	0	0	0	1/46	0	1/91	0	0
28	 Team A University of Alabama (at Tuscaloosa)	3 425	0	0	0	0	0	0	1/84	0	1/117	0	3/184
29	 Auburn B Auburn University	3 432	1	0	0	0	0	0	2/43	0	1/110	0	2/239
30	 Clemson Alpha Clemson University	3 504	1/255	0	0	0	0	0	1/137	3	1/112	0	1
31	 It's All Overbey Auburn University	3 516	1/256	0	0	0	0	0	1/53	0	4/147	0	1
32	 !!good University of Miami	3 534	0	4	0	0	0	0	1/108	0	1/139	0	3/247
33	 Clemson A Clemson University	3 573	0	0	0	0	0	0	1/192	0	1/69	0	3/272
34	 lbad University of Miami	2 257	1/75	0	0	0	0	0	1/182	2	1	0	0
35	 Auburn C Auburn University	2 260	0	0	0	0	0	0	1/105	0	1/155	0	5
36	 Garnet & Gold Florida State University	2 296	0	4	0	0	2	0	3/144	0	1/112	0	4
37	 Gamecock-B University of South Carolina	2 309	0	0	0	0	0	0	0	0	2/180	0	2/89
38	 Awesome Sauce Charleston Southern University	2 310	2/238	0	0	0	0	0	0	0	1/52	0	3
39	 FIU Team4 Florida International University	2 461	2/242	0	0	0	0	0	2/179	0	1	0	0
40	 Gamecock-C University of South Carolina	1 121	0	0	0	0	0	0	0	0	1/121	0	0
41	 Ga Tech 1 Auburn University	1 192	0	0	0	2	0	0	1/192	0	0	0	0
42	 Merlin Charleston Southern University	1 300	0	0	0	0	0	0	1	0	6/200	0	0
43	 !2bad University of Miami	1 304	0	0	0	0	3	0	0	0	2/284	0	0
44	Gamecock-D University of South Carolina	0 0	0	0	0	0	0	0	0	0	1	0	0

RANK	TEAM	SCORE	ALPHABET <span style="color:red">●</span>	BASESUMS <span style="color:yellow">●</span>	BUGGY <span style="color:green">●</span>	ENCLOSURE <span style="color:lightblue">●</span>	ILLUMINATE <span style="color:blue">●</span>	INTENTS <span style="color:purple">●</span>	ISLANDS <span style="color:white">○</span>	PAINT <span style="color:orange">●</span>	PERIODIC <span style="color:gray">●</span>	WATER <span style="color:red">●</span>	ZIGZAG <span style="color:black">●</span>
	 <b>Pirates of the Carolinas</b> Charleston Southern University	0 0	0	0	0	0	0	0	0	0	0	0	1
45	12 / 0 SUMMARY	180	44/32	23/0	20/8	28/0	17/6	4/1	49/38	55/14	67/40	24/10	80/31

Categories	Cell colours
CofC	Solved first
FIT	Solved
KSU	Tried, incorrect
UWF	Untried